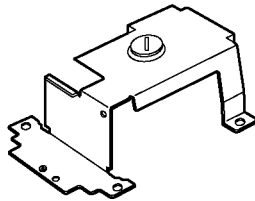
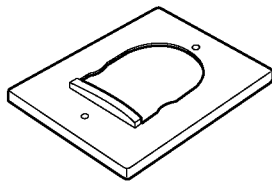


Service Manual

Wall Mount Cover

BL-CA51A


(for U.S.A.)



WARNING

This service information is designed for experienced repair technicians only and is not designed for use by the general public. It does not contain warnings or cautions to advise non-technical individuals of potential dangers in attempting to service a product. Products powered by electricity should be serviced or repaired only by experienced professional technicians. Any attempt to service or repair the product or products dealt with in this service information by anyone else could result in serious injury or death.

IMPORTANT SAFETY NOTICE

There are special components used in this equipment which are important for safety. These parts are marked by  in the Schematic Diagrams, Circuit Board Diagrams, Exploded Views and Replacement Parts List. It is essential that these critical parts should be replaced with manufacturer's specified parts to prevent shock, fire or other hazards. Do not modify the original design without permission of manufacturer.

IMPORTANT INFORMATION ABOUT LEAD FREE, (PbF), SOLDERING

If lead free solder was used in the manufacture of this product the printed circuit boards will be marked PbF. Standard leaded, (Pb), solder can be used as usual on boards without the PbF mark. When this mark does appear, please read and follow the special instructions described in this manual on the use of PbF and how it might be permissible to use Pb solder during service and repair work.

When you note the serial number, write down all 11 digits. The serial number may be found on the box.

Panasonic®

© 2007 Panasonic Communications Co., Ltd. All rights reserved. Unauthorized copying and distribution is a violation of law.

TABLE OF CONTENTS

	PAGE		PAGE
1 Specifications	2	2.1. Accessories and Packing Materials	2
2 Exploded View and Replacement Parts List	2	2.2. Replacement Parts List	2

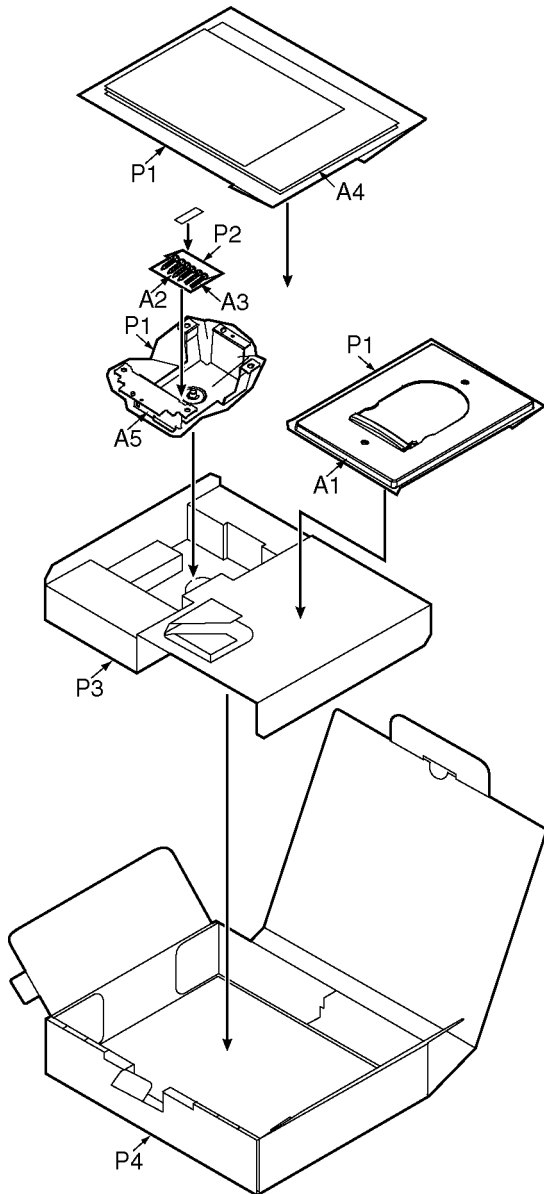
1 Specifications

Dimension (WHD)	About 136 mm (5 3/8 inches) × 177 mm (6 15/16 inches) × 59 mm (2 5/16 inches)
Weight	About 190 g (0.42 lb.)

* Specifications listed apply to the assembled wall mount cover and mounting bracket.

2 Exploded View and Replacement Parts List

2.1. Accessories and Packing Materials



2.2. Replacement Parts List

Note:

1. RTL (Retention Time Limited)

The marking (RTL) indicates that the Retention Time is limited for this item.

After the discontinuation of this assembly in production, the item will continue to be available for a specific period of time. The retention period of availability depends on the type of assembly and the laws governing parts and product retention. At the end of this period, the assembly will no longer be available.

2. Important safety notice

Components identified by the Δ mark indicates special characteristics important for safety. When replacing any of these components, only use specified manufacture's parts.

3. The S mark means the part is one of some identical parts.

For that reason, it may be different from the installed part.

4. ISO code (Example : ABS-94HB) of the remarks column shows quality of the material and a flame resisting grade about plastics.

2.2.1. Accessories and Packing Materials

Safety	Ref. No.	Part No.	Part Name & Description	Remarks
	A1	PQKV10073Z1	COVER, WALL MOUNT	
	A2	XTB4+20AFJ	SCREW	
	A3	XSN3+22FN	SCREW	
	A4	PQQX16261Z	INSTRUCTION BOOK	
	A5	PQZMCA51A	ANGLE, MOUNTING BRACKET	
	P1	XZB20X30A05	PROTECTION COVER	
	P2	XZB05X08A04	PROTECTION COVER (FOR SCREWS)	
	P3	PQPD10840Z	CUSHION	
	P4	PQPK15646Z	GIFT BOX	