







# PANASONIC COMMUNICATION SYSTEMS KX-TDE600 CONVERGED IP-PBX SYSTEMS, VOICE PROCESSING AND ACD REPORTING SYSTEMS PRODUCT CATALOG



















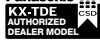





© Panasonic Corporation of North America, 2009










**PRODUCT CATALOG**  
Effective Date October 2009 Version 1.3  
Supersedes all Previous Price Lists












**Panasonic**  
ideas for life







Model Number	Description	Per Master Carton		UPC Code 0-37988-
		Units	Weight	
<b>SHELVES</b>				
*****IMPORTANT*****				
	<p>The KX-TDE600 is a certified dealer model. This model must be registered and may require activation keys. Only dealers who have successfully completed the KX-TDE Technical Training course, have a valid KX-TDE certification number and meet the yearly purchase requirements outlined in the Panasonic dealer agreement can activate these systems.</p>			
<b>KX-TDE600</b>    	<b>BASIC SHELF (MAIN UNIT)</b> Contains: 1 Shelf with 10 Free Slots 1 Main Processor Unit-(Power Supply Not Included) 1 SD Card <b>Features</b> <ul style="list-style-type: none"> <li>• Multi-Cell Wireless</li> <li>• VOIP Gateway with QSIG (Enhanced System Networking)</li> <li>• VOIP Extensions</li> <li>• PC-Based Programming</li> <li>• DXDP (Digital Extra Device Port)</li> <li>• Automatic Route Selection (ARS)</li> <li>• Toll Restriction</li> <li>• Caller ID (Name &amp; Number)</li> <li>• ISDN Primary Rate Interface (PRI) with QSIG and T1</li> <li>• Voice Mail Integration</li> <li>• Enhanced System Networking</li> <li>• Uniform Call Distribution (UCD)</li> <li>• Direct Inward System Access (DISA)\</li> <li>• Gateway is built into the DSP, no need for the IP Gateway Card</li> <li>• IP Address is built into the MPR, no need for an additional CTI Link Card for remote programming or integration to the phone assistant</li> </ul> <p>For system capacity please see Chart #2 on page 18</p>	<b>1</b>	<b>26.7 lbs.</b>	<b>851775</b>
<b>KX-TDA620</b>    	<b>EXPANSION SHELF</b> Contains: 1 Shelf with 11 Free Slots and 1 BUS-S card. A maximum of 3 KX-TDA620 expansion shelves can be connected to the KX-TDA600/TDE600 basic shelf. Requires that a BUS-M (KX-TDA6110) and a BUS-ME (KX-TDA6111) cards to be installed in the KX-TDA600/TDE600 basic shelf. Power supply not included.	<b>1</b>	<b>25.5 lbs.</b>	<b>851867</b>
<b>MOUNTING HARDWARE</b>				
<b>KX-TDA6201</b>  	<b>WALL BRACING KIT</b> For securing KX-TDA600/TDE600 and KX-TDA620 to a wall, recommended for 2, 3, 4 shelf systems.	<b>1</b>	<b>15.0 lbs.</b>	<b>851850</b>
<b>KX-A242X</b>  	<b>19" BRACKET FOR THE KX-TDA600/TDE600</b> For mounting the KX-TDA600/TDE600 cabinet in a 19" rack.	<b>1</b>	<b>1.52 lbs.</b>	<b>85110-2</b>
<b>POWER SUPPLIES (1 REQUIRED PER CABINET)</b>				
<b>KX-TDA0103</b>  	<b>L-TYPE POWER SUPPLY</b> Large plug in system power supply for use in the KX-TDE600 and KX-TDA620.	<b>1</b>	<b>7.58 lbs.</b>	<b>85020-4</b>
<b>KX-TDA0104</b>  	<b>M-TYPE POWER SUPPLY</b> Medium plug in system power supply for use in the KX-TDE600 and KX-TDA620.	<b>1</b>	<b>6.92 lbs.</b>	<b>85021-1</b>

Model Number	Description	Per Master Carton		UPC Code 0-37988-
		Units	Weight	
<b>KX-TDE MPR CARD (FOR UPGRADING A TDA600 TO TDE600)</b>				
<b>KX-TDE6101</b> 	<b>ENHANCED MPR CARD FOR TDA600 LAN CAPABILITY</b> 2 channel built-in voice messaging feature	<b>1</b>	<b>1.93 lbs.</b>	<b>852697</b>
<b>IPCMPR OPTIONS (REQUIRED FOR VIRTUAL EXTENSION PORTS)</b>				
<b>KX-TDE0110</b> 	<b>16-CHANNEL VOIP DSP CARD (DSP16)</b> 16-channel digital signal processor card with one SHGW4 activation key and one IPPT8 activation key preinstalled. Compliant with ITU-T G.729a and G.711 CODEC methods. To be mounted on the IPCMPR card.	<b>3</b>	<b>1.82 lbs.</b>	<b>85191-1</b>
<b>KX-TDE0111</b> 	<b>64-CHANNEL VOIP DSP CARD (DSP64)</b> 64-channel digital signal processor card with four SHGW4 activation keys and four IPPT8 activation keys preinstalled. Compliant with ITU-T G.729a and G.711 CODEC methods. To be mounted on the IPCMPR card.	<b>3</b>	<b>1.81 lbs.</b>	<b>85192-8</b>
<b>ACTIVATION KEYS</b>				
<b>KX-NCS4102</b> 	<b>2-CHANNEL IP TRUNK ACTIVATION KEY (SHGW2)</b> Provides the activation key number and registration ID to download the SHGW2 activation key. Activates up to 2 IP Trunks (CO lines) via a V-IPGW16 card.	<b>1</b>	-	-
<b>KX-NCS4104</b> 	<b>4-CHANNEL IP TRUNK ACTIVATION KEY (SHGW4)</b> Provides the activation key number and registration ID to download the SHGW4 activation key. Activates up to 4 IP Trunks (CO lines) via a V-IPGW16 card.	<b>1</b>	-	-
<b>KX-NCS4201</b> 	<b>1-CHANNEL IP SOFTPHONE/IP PROPRIETARY TELEPHONE ACTIVATION KEY (IPPTS1)</b> Provides the activation key number and registration ID to download the IPPTS1 activation key. Allows the use of 1 IP-PTs/IP softphones via a VIPEXT32 card.	<b>1</b>	-	-
<b>KX-NCS4204</b> 	<b>4-CHANNEL IP SOFTPHONE/IP PROPRIETARY TELEPHONE ACTIVATION KEY (IPPTS4)</b> Provides the activation key number and registration ID to download the IPPTS4 activation key. Allows the use of 4 IP-PTs/IP softphones via a VIPEXT32 card.	<b>1</b>	-	-
<b>KX-NCS4208</b> 	<b>8-CHANNEL IP SOFTPHONE/IP PROPRIETARY TELEPHONE ACTIVATION KEY (IPPTS8)</b> Provides the activation key number and registration ID to download the IPPTS8 activation key. Allows the use of 8 IP-PTs/IP softphones via a VIPEXT32 card.	<b>1</b>	-	-
<b>KX-NCS4216</b> 	<b>16-CHANNEL IP SOFTPHONE/IP PROPRIETARY TELEPHONE ACTIVATION KEY (IPPTS16)</b> Provides the activation key number and registration ID to download the IPPTS16 activation key. Allows the use of 16 IP-PTs/IP softphones via a VIPEXT32 card.	<b>1</b>	-	-
<b>KX-NCS4501</b> 	<b>1-CHANNEL IP PROPRIETARY TELEPHONE ACTIVATION KEY (IPPT1)</b> Provides the activation key number and registration ID to download the IPPT1 activation key. Allows the use of 1 IP-PTs via a VIPEXT32.	<b>1</b>	-	-
<b>KX-NCS4504</b> 	<b>4-CHANNEL IP PROPRIETARY TELEPHONE ACTIVATION KEY (IPPT4)</b> Provides the activation key number and registration ID to download the IPPT4 activation key. Allows the use of 4 IP-PTs via a VIPEXT32.	<b>1</b>	-	-
<b>KX-NCS4508</b> 	<b>8-CHANNEL IP PROPRIETARY TELEPHONE ACTIVATION KEY (IPPT8)</b> Provides the activation key number and registration ID to download the IPPT8 activation key. Allows the use of 8 IP-PTs via a VIPEXT32.	<b>1</b>	-	-

Model Number	Description	Per Master Carton		UPC Code 0-37988-
		Units	Weight	
<b>KX-NCS4516</b> 	<b>16-CHANNEL IP PROPRIETARY TELEPHONE ACTIVATION KEY (IPPT16)</b> Provides the activation key number and registration ID to download the IPPT16 activation key. Allows the use of 16 IP-PTs via a VIPEXT32.	1	-	-
<b>KX-NCS4701</b> 	<b>1-CHANNEL SIP EXTENSION ACTIVATION KEY (SPE1)</b> Provides the activation key number and registration ID to download the SPE1 activation key. Allows the use of 1 SIP Extensions via a VSIPEXT32 card.	1	-	-
<b>KX-NCS4704</b> 	<b>4-CHANNEL SIP EXTENSION ACTIVATION KEY (SPE4)</b> Provides the activation key number and registration ID to download the SPE4 activation key. Allows the use of 4 SIP Extensions via a VSIPEXT32 card.	1	-	-
<b>KX-NCS4708</b> 	<b>8-CHANNEL SIP EXTENSION ACTIVATION KEY (SPE8)</b> Provides the activation key number and registration ID to download the SPE8 activation key. Allows the use of 8 SIP Extensions via a VSIPEXT32 card.	1	-	-
<b>KX-NCS4716</b> 	<b>16-CHANNEL SIP EXTENSION ACTIVATION KEY (SPE16)</b> Provides the activation key number and registration ID to download the SPE16 activation key. Allows the use of 16 SIP Extensions via a VSIPEXT32 card.	1	-	-
<b>KX-NCS4950</b> 	<b>ACTIVATION KEY FOR ENHANCED FEATURES (UCAV2)</b> Provides the activation key number and registration ID to download the UCAV2 activation key. Upgrades software to use enhanced features. For the KX-TDE600 only.	1	-	-
<b>EXPANSION CARDS AND ACCESSORIES</b>				
<b>SHELF EXPANSION CARDS</b>				
<b>KX-TDA6110</b> 	<b>BUS-M CARD</b> One card required to connect the Basic Shelf KX-TDE600 to the first expansion KX-TDA620 mounts in the KX-TDE600 basic shelf. Up to two KX-TDA6111 BUS-ME cards can be mounted on the the BUS-M card KX-TDA6110 to connect to second and third expansion shelves KX-TDA620 to the Basic shelf KX-TDE600	3	7.2 lbs.	851799
<b>KX-TDA6111</b> 	<b>BUS-ME CARD</b> Optional shelf expansion card. Mounts on the KX-TDA6110 BUS-M card. Required to connect second and third expansion shelves KX-TDA620 to the basic shelf KX-TDE600 Bus cables included with card. On card required per expansion shelf.	3	5.56 lbs.	851805
<b>STATION CARDS</b>				
<b>KX-TDA0143</b> 	<b>4-PORT CELL STATION INTERFACE CARD (CSIF4)</b> Required for multi-cell operation when using the (KX-TDA0152 and KX-TDA0156) Cell Stations. Supports up to 4 (KX-TDA0152 and KX-TDA0156) Cell Stations. One card requires one free slot.	3	1.06 lbs.	85119-5
<b>KX-TDA0144</b> 	<b>8-PORT CELL STATION INTERFACE CARD (CSIF8)</b> Required for multi-cell operation when using the (KX-TDA0152 and KX-TDA0156) Cell Stations. Supports up to 8 Cell Stations (KX-TDA0156). 1 card requires 1 free slot.	3	3.81 lbs.	85024-2
<b>KX-TDA0170</b> 	<b>8-PORT DIGITAL HYBRID LINE CARD (DHLC8)</b> 8 ports per card. Supports KX-T7600, KX-T7400 (DPT), KX-T7700 (APT) series telephones. Single Line (SLT), DSS console and KX-T0151, KX-T0155 and KX-T0158 Port Cell Stations. 2 ports provide power failure transfer. 1 card requires 1 free slot. Please refer to Charts 2, 3 and 4 prior to configuring a system.	3	4.45 lbs.	85027-3

Model Number	Description	Per Master Carton		UPC Code 0-37988-
		Units	Weight	
<b>KX-TDA0171</b>  	<b>8-PORT DIGITAL LINE CARD (DLC8)</b> 8 ports per card. Supports KX-T7600 and KX-T7400 series telephone (DPT), DSS console and KX-T0151, KX-T0155, and KX-T0158 Cell Stations. 1 card requires 1 free slot. Please refer to Charts 2, 3 and 4 prior to configuring a system.	3	4.92 lbs.	85028-0
<b>KX-TDA0172</b>  	<b>16-PORT DIGITAL LINE CARD (DLC16)</b> 16 ports per card. Support KX-T7600 and KX-T7400 series (DPT) Telephones, DSS consoles and KX-T0151, KX-T0155, and KX-T0158 Cell Stations. 1 card requires 1 free slot. Please refer to Charts 2, 3 and 4 prior to configuring a system.	3	4.32 lbs.	85029-7
<b>KX-TDA0173</b>  	<b>8-PORT SINGLE LINE CARD (SLC8)</b> 8 ports per card. Supports single line telephones (SLT). 2 ports are equipped with power failure transfer and 8 DTMF receivers. 1 card requires 1 free slot. Please refer to Charts 2, 3 and 4 prior to configuring a system.	3	4.10 lbs.	85030-3
<b>KX-TDA6174</b>  	<b>16-PORT SINGLE LINE CARD (ESLC16)</b> 16 ports per card. Supports single line telephones (SLT). 4 ports are equipped with power failure transfer and 16 DTMF receivers. 1 card requires 1 free slot. Please refer to Charts 2, 3 and 4 prior to configuring a system.	3	4.6 lbs.	851829
<b>KX-TDA6175</b>  	<b>16-PORT SINGLE LINE CARD WITH MESSAGE WAITING (EMSLC16)</b> 16 ports per card. Supports Single Line Telephones with and without Message waiting lights. 4 ports are equipped with power failure transfer. Also equipped with 16 DTMF receivers. 1 card requires 1 free slot. Please refer to Charts 2, 3 and 4 prior to configuring a system.	3	4.61 lbs.	851836
<b>KX-TDA6178</b>  	<b>24- PORT SLT CARD W/CID ECSLC24</b> 24 ports per card, supports caller ID compatible single line telephones (SLT) . Includes 4 power failure circuits. One Card requires one free slot. This card can only be installed on shelves that are equipped with a KX-TDA0103 L-Type power supply.	3	1.9lbs	852338
<b>KX-TDA0177</b>  	<b>16-PORT SLT W/ CID CARD</b> 16 ports per card. Supports Single Line Telephones with caller ID. 4 ports are equipped with power failure transfer. Also equipped with 16 DTMF receivers. 1 card requires 1 free slot.	3	4.3lbs	85200-0
<b>KX-TDA0470</b>  	<b>16-CHANNEL IP EXTENSION CARD (IP - EXT16)</b> The KX-TDA0470 is required when using IP Telephones (KX-NT136, KX-NT265, KX-NT343, KX-NT346, and IP softphone). Each KX-TDA0470 card requires one free slot and supports up to 16 IP extensions. Please refer to Charts 2, 3 and 4 prior to configuring a system.	1	1.10 lbs.	85128-7
<b>CENTRAL OFFICE CARDS</b>				
<b>KX-TDA6181</b>  	<b>16-PORT LOOP START CO TRUNK CARD (ELCOT16)</b> 16 ports per card. 4 ports have power failure transfer. 1 card requires 1 free slot. Up to two optional (KX-TDA0193) 8 port caller ID cards can be mounted to support caller ID. Please refer to Charts 2, 3 and 4 prior to configuring a system.	3	4.22 lbs.	851843




Model Number	Description	Per Master Carton		UPC Code 0-37988-
		Units	Weight	
<b>KX-TDA0187</b>  	<b>T1 TRUNK CARD (T1)</b> 24 ports per card. Channels assignable as LCO, GCO, DID, OPX or TIE (E&M). ANI and DID Supported. External Channel Service Unit (CSU) required. 1 card requires 1 free slot. Please refer to Charts 2, 3 and 4 prior to configuring a system.	3	3.46 lbs.	85036-5
<b>KX-TDA0290</b>  	<b>ISDN PRIMARY RATE INTERFACE (PRI 23)</b> 23 ports per card. 23 B channels + 1 D channel. External Channel Service Unit (CSU) required. 1 card requires 1 free slot. Please refer to Charts 2, 3 and 4 prior to configuring a system.	3	3.48 lbs.	85041-9
<b>KX-TDA0484</b>  	<b>4-CHANNEL IP GATEWAY CARD (IP-GW4)</b> Supports up to 4 IP connections for TDA/TDE system networking. H.323V.2, ITU-T, G.711 G729a and G.723.1 compliant. Web programming LAN interface 10 base T/100BASE T. 1 card requires 1 free slot. Please refer to Charts 2, 3 and 4 prior to configuring a system.	1	1.79 lbs.	85120-1
<b>KX-TDA0490</b>  	<b>16-CHANNEL IP GATEWAY CARD (IP GW16)</b> Supports up to 16 IP connections for TDA/TDE system networking. H. 323V.2, ITU-T, G711, G729a and G.723.1 compliant. 1 card requires 1 free slot. Please refer to Charts 2, 3 and 4 prior to configuring a system.	1	1.20 lbs.	85129-4
<b>RESOURCE AND FEATURE CARDS</b>				
<b>KX-TDE0105</b>  	<b>6 MB MEMORY EXPANSION CARD (IPC MEC) FOR TDE600</b> Memory Expansion Card for IPCEMPR. This card expands capacity of the Hotel - SMDR call storage for check-out from 4000 to 8000 calls and expands SMDR call storage from 1000 to 4000 calls.	—	—	—
<b>KX-TDA0161</b>  	<b>4-PORT DOORPHONE CARD (DPH4)</b> Required to connect doorphones (KX-T30865, KX-T7775 and video door intercom systems VL-GM201A and VL-GM301A). Supports up to 4 doorphones and door opener relays. Mounts on the KX-TDA0190 (OPB3) card. Please refer to Charts 2, 3 and 4 prior to configuring a system.	3	1.65 lbs.	85025-9
<b>KX-TDA0164</b>  	<b>4 EIO CARD (EIO4)</b> Mounts on the KX-TDA0190 Optional 3-Slot Base card (OPB3). Contains 4 dry contact that allow you to control external devises such as a door strike or an automatic garage door-opener. You can also connect up to 4 external sensor devises.	3	.44 lbs.	85126-3
<b>KX-TDA0168</b>  	<b>SINGLE LINE EXTENSION CALLER CARD (SLT CID)</b> Mounts on the KX-TDA0173 8 Port Single Line Extension Card (SLC8) only. Allows the system to pass caller ID information to single line devices. Requires TDA version 2 software or higher. Supports Bell/ETSI FSK only	3	.33 lbs.	85127-0
<b>KX-TDA0190</b>  	<b>OPTIONAL 3-SLOT BASE CARD (OPB3)</b> This card is equipped with 3 connectors to receive the following option cards: 4 Channel Message Card (MSG4), 4-Port Doorphone Card (DPH4), and 4 EIO card (EIO4). Requires 1 slot. Mounts in the optional card slot or a free slot. Please refer to Charts 2, 3 and 4 prior to configuring a system.	3	3.46 lbs.	85037-2
<b>KX-TDA0191</b>  	<b>4-CHANNEL MESSAGE CARD (MSG4)</b> Provides 4 ports for outgoing messages for DISA, Queuing, Wake-Up and internal hold melody. A maximum of 64 messages can be recorded with a maximum total recording time of 8 minutes. Mounted on the KX-TDA0190 (OPB3) card. Please refer to Charts 2, 3 and 4 prior to configuring a system.	3	1.43 lbs.	85038-9
<b>KX-TDA0193</b>  	<b>8-PORT CALLER ID CARD (CID8)</b> Required to receive Caller ID information from the CO. Each KX-TDA0193 activates caller ID on 8 CO lines. Mounts on the TDA6181 Loop Start CO Card. Please refer to Charts 2, 3 and 4 prior to configuring a system.	3	1.47 lbs.	85039-6







Model Number	Description	Per Master Carton		UPC Code 0-37988-
		Units	Weight	
<b>KX-TDA0194</b> 	<b>BUILT-IN VOICE MESSAGE CARD</b> Required to receive Caller ID information from the CO. Each KX-TDA0193 activates caller ID on 8 CO lines. Mounts on the TDA6181 Loop Start CO Card.	3	1.63 lbs	85205-5
<b>KX-TDA0196</b> 	<b>REMOTE CARD</b> Analog modem card for remote communication. V.90 support. Mounts on the main processor card (EMPR) Please refer to Charts 2, 3 and 4 prior to configuring a system.	3	1.23 lbs.	85040-2
<b>KX-TDA6166</b> 	<b>16-PORT ECHO CANCELLATION CARD (EECHO16)</b> Provides echo cancellation for conference calls for up to 16 ports. 1 card requires 1 free slot. Please refer to Charts 2, 3 and 4 prior to configuring a system.	3	3.48 lbs.	851812
<b>KX-A258</b> 	<b>BLANK SLOT COVER</b> Optional metal panel to cover unused free slots. One panel covers one slot. 5 panels per package.	3	3.48 lbs.	85066-2
<b>OPTIONAL CTI SOFTWARE</b>				
<b>COMMUNICATION ASSISTANT SOFTWARE KEY PACKAGES</b> Provides an interface through the network to allow active viewing of the status of other phones, voice mail integration, network camera control, easy dialing from Outlook.  Communication Assistant version 2.0 will be available for the TDE systems in late 2009/early 2010.				
<b>PC PHONE / IP SOFTPHONE / OUTLOOK TOOLBAR SOFTWARE</b>				
<b>KX-TDA0350</b> 	<b>PC PHONE / IP SOFTPHONE / OUTLOOK TOOLBAR AND MULTI-SITE PROGRAMMING SW KEY</b> Contains 5 Keys that can be used for PC Phone, IP Softphone or Outlook Toolbar. PC Phone software provides the user with the ability to use their PC to operate their telephones when connected to the KX-T7601 USB Expansion Module. To activate PC phone requires one key. The IP Softphone is software that allows you to use your PC as a telephone when connected to LAN, WAN or VPN. For IP Softphone to operate a KX-TDA600/TDE600 must be connected to the same network. To fully activate the IP Softphone requires 4 keys. To activate the Outlook Toolbar requires 2 keys and a connection to the optional USB expansion module KX-T7601. Multi-site Programming SW keys, Max 2 keys. 1st key supports 2-10 sites, a 2nd key is required to support from 11 to 100 sites. One KX-TDA0350 supports one Unified Programming and Maintenance Tool 2 to 10 sites a second KX-TDA0350 must be purchased to support from 11 to 100 sites.	1	1.69 lbs	85943-3
<b>PC CONSOLE SOFTWARE</b>				
<b>KX-TDA0300</b> 	<b>PC CONSOLE SOFTWARE</b> Contains 1 PC Console Key. PC Console software provides the user with the ability to use a PC as a system console. The PC must be connected to the KX-T7601 USB Expansion Module. Not for networking, for single system installations only.	1	1.69 lbs.	85943-3






Model Number	Description	Per Master Carton		UPC Code 0-37988-
		Units	Weight	
<b>OPTIONAL SYSTEM SOFTWARE</b>				
<b>KX-TDES61</b> 	<b>SD CARD FOR ENCRYPTION</b> Encrypts the voice packets providing a secure IP voice communications over the network using KX-NT300 series telephones. 1 required per system.	1	1.58lbs.	85199-7
<b>MULTI-CELL WIRELESS</b>				
<b>KX-T0155</b>  <b>DECT</b>	<b>2-CHANNEL DECT CELL STATION (DCS)</b> 2-port cell station for use with multi-cell wireless feature in the TDA, TDE, NCP and TAW848 systems. The KX-T0155 connects directly to an extension port to the DHLC and DLC cards in the KX-TDA600/TDE600. Supports the KX-TD7685, KX-TD7695, KX-TD7696 DECT telephones only.	3	4.09 lbs.	85229-1
<b>KX-TDA0156</b>  <b>DECT</b>	<b>4-CHANNEL DECT CELL STATION (DCS)</b> 4-channel cell station for use with multi-cell wireless feature in the TDA and TDE systems. The KX-TDA0156 connects via a cell station interface card (KX-TDA0143 – 4 port or KX-TDA0144 – 8 port). Supports the KX-TD7685, KX-TD7695, and KX-TD7696 DECT telephones only.	–	–	52628-8
<b>KX-T0158</b>  <b>DECT</b>	<b>8-CHANNEL DECT CELL STATION (DCS)</b> 8-channel cell station for use with multi-cell wireless feature in the TDA, TDE, and NCP systems. The KX-T0158 connects directly to 4 extension ports on the DHLC or DLC cards in the KX-TDA600/TDE600. Supports the KX-TD7685, KX-TD7695, KX-TD7696 DECT telephones only.	3	4.15 lbs.	85204-8
<b>KX-TD7685</b>  <b>DECT</b>	<b>DECT MULTI CELL WIRELESS HANDSET</b> <ul style="list-style-type: none"> <li>• Speaker phone with Auto Answer</li> <li>• Ring, Melodies and Vibration mode</li> <li>• Large Back lit LCD</li> <li>• Navi-key operation</li> <li>• PBX functionality support</li> <li>• Headset jack</li> </ul>	3	5.89 lbs.	85218-0
<b>KX-TD7695</b>  <b>DECT</b>	<b>COMPACT DECT MULTI CELL WIRELESS HANDSET</b> <ul style="list-style-type: none"> <li>• Speaker phone with Auto Answer</li> <li>• Ring, Melodies and Vibration mode</li> <li>• Large Back lit LCD</li> <li>• Navi-key operation</li> <li>• PBX functionality support</li> <li>• Headset jack</li> </ul>	3	5.51 lbs.	85220-8





Model Number	Description	Per Master Carton		UPC Code 0-37988-
		Units	Weight	
<b>KX-TD7696</b>  <b>DECT</b>	<b>RUGGEDIZED DECT WIRELESS PHONE</b> <ul style="list-style-type: none"> <li>• Blue, 6 line backlit LCD display</li> <li>• Dust and splash (water) resistant (IP54)</li> <li>• Illuminated keypad</li> <li>• Multiple language display</li> <li>• Speakerphone</li> <li>• Programmable soft keys</li> <li>• PBX functionality support</li> </ul>	3	6.05 lbs.	52635-5
<b>PSZZTD142CE</b>	<b>SITE SURVEY CELL STATION BATTERY PACK</b> Used to power the KX-TD0155 or the KX-TDA0156 Cell Stations, for site surveys. The Cell Station, along with a KX-TD7685, KX-TD7695, or KX-TD7696 is used as a tool to assist the installer in determining coverage and placement of the cell stations. Requires 1 PSZZ1TD0142 power supply adapter. Must be purchased from the Panasonic Parts Center 800-833-9626.	N/A	N/A	N/A
<b>PSZZ1TDA0142</b>	<b>BATTERY PACK CELL STATION CONNECTOR</b> Consists of a connector to connect the Cell Station Battery Pack to Cell Station when doing site surveys. 1 required with the Cell Station Battery Pack Must be purchased from the Panasonic Parts Center at: 800-833-9626.	N/A	N/A	N/A
<b>KX-NT300 SERIES IP TELEPHONES</b>				
<b>KX-NT366</b> <b>KX-NT366-B</b>  	<b>4 X 12 BUTTON 6-LINE BACKLIT LCD DISPLAY IP TELEPHONE</b> <ul style="list-style-type: none"> <li>• 4 x 12-Self labeling, Programmable Keys</li> <li>• Digital Duplex Speakerphone</li> <li>• 2 Ethernet Ports (100Base-T)</li> <li>• Power Over Ethernet (PoE) or with KX-A239 AC Power Adaptor</li> <li>• Blue tooth compatible with KX-NT307 Adaptor</li> </ul> <b>KX-NT366-B BLACK VERSION</b>	3	11.77 lbs.	85206-2  Black  85207-9
<b>KX-NT346</b> <b>KX-NT346-B</b>  	<b>6-LINE BACK-LIT LCD DISPLAY IP TELEPHONE</b> <ul style="list-style-type: none"> <li>• 24 Programmable Keys</li> <li>• Digital Duplex Speakerphone</li> <li>• 2 Ethernet Ports (100Base-T)</li> <li>• Power Over Ethernet (PoE) or with KX-A239 AC Power Adaptor</li> <li>• Blue tooth compatible with KX-NT307 Adaptor</li> </ul> <b>KX-NT346-B BLACK VERSION</b>	3	11.51 lbs.	85208-6  Black  85209-3







Model Number	Description	Per Master Carton		UPC Code 0-37988-
		Units	Weight	
<b>KX-NT343</b> <b>KX-NT343-B</b> 	<b>3-LINE BACK-LIT LCD DISPLAY IP TELEPHONE</b> <ul style="list-style-type: none"> <li>• 24 Programmable Keys</li> <li>• Digital Duplex Speakerphone</li> <li>• 2 Ethernet Ports (100Base-T)</li> <li>• Power Over Ethernet (PoE) or with KX-A239 AC Power Adaptor</li> <li>• Blue tooth compatible with KX-NT307 Adaptor</li> </ul> <b>KX-NT343-B BLACK VERSION</b>	3	11.34 lbs.	85210-9  Black  85211-6
<b>KX-NT321</b> <b>KX-NT321-B</b> 	<b>ADVANCED IP TELEPHONE - 8 BUTTON, 1-LINE LCD, 2ND LAN PORT</b> <ul style="list-style-type: none"> <li>• 8 Programmable Keys</li> <li>• Digital Duplex Speakerphone</li> <li>• 2 Ethernet Ports (100Base-T)</li> <li>• Power Over Ethernet (PoE) or with KX-A239 AC Power Adaptor</li> <li>• Dual PBX support</li> </ul> <b>KX-NT321-B (BLACK VERSION)</b>	3	4.80 lbs.	52352-2  Black  52369-9
<b>KX-NT303</b> <b>KX-NT303-B</b> 	<b>12-KEY ADD ON MODULE</b> <ul style="list-style-type: none"> <li>• 12 programmable keys</li> <li>• Compatible with the KX-NT346, KX-NT343, KX-DT343, and KX-DT346 only</li> </ul> <b>KX-NT303-B BLACK VERSION</b>  <b>Compatible only with KX-TDA50G software version 5.0 or higher.</b>	3	2.65 lbs	85212-3  Black  85211-6
<b>KX-NT305</b> <b>KT-NT305-B</b> 	<b>60-KEY ADD ON MODULE</b> <ul style="list-style-type: none"> <li>• 60 programmable keys</li> <li>• Compatible with the KX-NT346 and the KX-NT343 only</li> </ul> <b>KX-NT305-B BLACK VERSION</b>	3	6.36 lbs.	85214-7  Black  85215-4
<b>KX-NT307</b>	<b>BLUETOOTH MODULE</b> Required to make the KX-NT366, KX-NT346, KX-NT343, KX-DT343, and KX-DT346 telephones Bluetooth compatible.	3	1.01lbs	85216-1
<b>KX-A239</b>	<b>AC ADAPTOR FOR KX-NT300 SERIES TELEPHONES</b> <ul style="list-style-type: none"> <li>• Includes one Adaptor for use with KX-NT300 Series telephones</li> </ul>	3	1.67 lbs.	85217-8


Model Number	Description	Per Master Carton		UPC Code 0-37988-
		Units	Weight	
<b>SIP TELEPHONES</b>				
<b>KX-HGT100-B</b> 	<b>SIP TELEPHONE WITH 2 LINE LCD AND 2ND LAN PORT</b> <ul style="list-style-type: none"> <li>• 2 Line x 16 Character Monochrome LCD with 4-level Contrast</li> <li>• 2 Ethernet Ports (10/100 Base-T) for PC and LAN</li> <li>• Power 100V-240V AC (50Hz) Adaptor (Optional) or Power over Ethernet (PoE)</li> </ul>	—	—	52482-2
<b>IP SPEAKERPHONES</b>				
<b>KX-NT700</b> 	<b>CONFERENCE SPEAKERPHONE WITH PoE AND SD CARD SLOT FOR RECORDING</b> <ul style="list-style-type: none"> <li>• PSTN,IP,TDE/NCP-SIP extension</li> <li>• Cordless phone connectivity</li> </ul>	—	—	52376-6
<b>KX-NT701</b> 	<b>WIRED EXTERNAL MICROPHONE FOR USE WITH THE KX-NT700 CONFERENCE SPEAKERPHONE</b> <ul style="list-style-type: none"> <li>• Power supply from main unit</li> <li>• 3m cable length</li> <li>• 2m microphone coverage</li> </ul>	—	—	52499-9

Model Number	Description	Per Master Carton		UPC Code 0-37988-
		Units	Weight	
<b>KX-DT300 SERIES DIGITAL TELEPHONES</b>				
<b>KX-DT346-B</b>  	<b>24 BUTTON 6-LINE BACKLIT LCD DISPLAY DIGITAL TELEPHONE</b> <ul style="list-style-type: none"> <li>• 24 Programmable CO buttons</li> <li>• Digital Duplex Speakerphone</li> <li>• Bluetooth compatible with KX-NT307 Adaptor</li> <li>• Digital Extra Device Port</li> <li>• Alphanumeric Directory Search</li> <li>• Color-Black</li> </ul>	—	—	—
<b>KX-DT343-B</b>  	<b>24 BUTTON 3-LINE BACKLIT LCD DISPLAY DIGITAL TELEPHONE</b> <ul style="list-style-type: none"> <li>• 24 Programmable CO buttons</li> <li>• Digital Duplex Speakerphone</li> <li>• Bluetooth compatible with KX-NT307 Adaptor</li> <li>• Digital Extra Device Port</li> <li>• Alphanumeric Directory Search</li> <li>• Color-Black</li> </ul>	—	—	—
<b>KX-DT333-B</b>  	<b>24 BUTTON 3-LINE LCD DISPLAY DIGITAL TELEPHONE</b> <ul style="list-style-type: none"> <li>• 24 Programmable CO buttons</li> <li>• Digital Duplex Speakerphone</li> <li>• Digital Extra Device Port</li> <li>• Alphanumeric Directory Search</li> <li>• Color-Black</li> </ul>	—	—	—

Model Number	Description	Per Master Carton		UPC Code 0-37988-
		Units	Weight	
<b>KX-DT321-B</b> 	<b>8 BUTTON 1-LINE BACKLIT LCD DISPLAY DIGITAL TELEPHONE</b> <ul style="list-style-type: none"> <li>• 8 Programmable CO buttons</li> <li>• Speakerphone</li> <li>• Alphanumeric Directory Search</li> <li>• Color-Black</li> </ul>	—	—	—
<b>KX-DT390-B</b>	<b>DSS CONSOLE</b> 60 key DSS black console for use with the KX-DT300 series phones.	—	—	—
<b>KX-DT301</b>	<b>USB MODULE</b> USB module for use with the KX-DT300 series phones.	—	—	—
<b>KX-T7600 SERIES DIGITAL SYSTEM TELEPHONES (FOR USE WITH KX-TDA AND KX-TDE SYSTEMS ONLY)</b>				
<b>KX-T7601</b> <b>KX-T7601-B</b> 	<b>USB EXPANSION MODULE</b> For connecting the KX-T7636 and KX-T7633 telephones to a PC. Required for use with PC Phone KX-TDA350 and PC console KX-TDA0300 software. Included with the module is a 6' USB cable and a CD containing a 90 day free trial KX-TDA350 PC Phone Software. Max of one USB module per telephone.	<b>5</b>	<b>3.52 lbs.</b>	<b>85046-4</b>
	<b>KX-T7601-B: BLACK VERSION</b>	<b>5</b>	<b>3.52 lbs.</b>	<b>85047-1</b>
<b>KX-T7603</b> <b>KX-T7603-B</b> 	<b>12 KEY ADD-ON MODULE</b> Attaches to the KX-T7636 and KX-T7633 telephones. <ul style="list-style-type: none"> <li>• Adds an additional 12 CO keys/feature keys.</li> <li>• Only one can be added per telephone.</li> </ul>	<b>3</b>	<b>3.13 lbs.</b>	<b>85048-8</b>
	<b>KX-T7603-B: BLACK VERSION</b>	<b>3</b>	<b>3.13 lbs.</b>	<b>85049-5</b>
<b>KX-TD7667</b> <b>KX-TD7667-B</b> 	<b>DIGITAL 12 BUTTON SPEAKERPHONE TELEPHONE WITH 1 LINE BACKLIT LCD DISPLAY</b> 12 Programmable Buttons, 12 CO/Personal/Feature, 10 fixed buttons for (Intercom, Conference, Program, Voice Mail, Pause, Forward / Do Not Disturb, Flash/Recall, Auto Answer/Mute, Auto Dial/Store and Redial) plus 3 large buttons for Hold transfer and speakerphone, Navigation Key for Volume, Display Contrast and Function selection, Headset Jack, Wall Mountable, Available in White ( KX-T7667) or Charcoal (KX-T7667-B)	<b>3</b>	<b>7.50lbs</b>	<b>51713</b>
 <i>Backlit LCD Display</i>	<b>KX-TD7667-B: BLACK VERSION</b>	<b>3</b>	<b>10.1 lbs.</b>	<b>White</b> <b>51720</b>

Model Number	Description	Per Master Carton		UPC Code 0-37988-
		Units	Weight	
 <p><b>KX-T7625</b> <b>KX-T7625-B</b></p> <p><small>Panasonic KX-TDE AUTHORIZED DEALER MODEL</small></p>	<p><b>DIGITAL 24-BUTTON SPEAKERPHONE</b></p> <ul style="list-style-type: none"> <li>• 24 programmable CO keys with dual color LEDs</li> <li>• Volume key</li> <li>• Hands-free Speakerphone</li> <li>• Large message/ringing lamp (red/green)</li> <li>• Headset jack</li> <li>• XDP/DXDP Jack for adding another KX-T7600 DPITS or SLT extension</li> </ul> <p><b>KX-T7625-B: BLACK VERSION</b></p>	3	10.1 lbs.	85050-1
 <p><b>KX-T7630</b> <b>KX-T7630-B</b></p> <p><small>Panasonic KX-TDE AUTHORIZED DEALER MODEL</small></p>	<p><b>DIGITAL 24-BUTTON SPEAKERPHONE WITH 3 LINE BACKLIT LCD DISPLAY</b></p> <ul style="list-style-type: none"> <li>• 3-line x 24-character LCD</li> <li>• 24 programmable CO keys with dual color LED</li> <li>• Navigator key</li> <li>• Hands-free Speakerphone</li> <li>• Large message/ringing lamp (red/green)</li> <li>• Headset jack</li> <li>• XDP/DXDP Jack for adding another KX-T7600 DPITS or SLT extension</li> </ul> <p><b>KX-T7630-B: BLACK VERSION</b></p>	3	10.4 lbs.	85052-5
 <p><b>KX-T7633</b> <b>KX-T7633-B</b></p> <p><small>Panasonic KX-TDE AUTHORIZED DEALER MODEL</small></p> <p><i>Backlit LCD Display</i></p>	<p><b>DIGITAL 24-BUTTON SPEAKERPHONE WITH 3 LINE BACKLIT LCD DISPLAY</b></p> <ul style="list-style-type: none"> <li>• 3-line x 24-character back-light LCD Display</li> <li>• 24 programmable CO keys with dual color LED</li> <li>• Navigator key</li> <li>• Hands-free speakerphone</li> <li>• Large message/ringing lamp (red/green)</li> <li>• Headset jack</li> <li>• Compatible with optional 12-CO keys interface (KX-T7603).</li> <li>• XDP/DXDP Jack for adding another KX-T7600 DPITS or SLT extension</li> <li>• Compatible with USB module</li> </ul> <p><b>KX-T7633-B: BLACK VERSION</b></p>	3	10.4 lbs.	85054-9
 <p><b>KX-T7636</b> <b>KX-T7636-B</b></p> <p><small>Panasonic KX-TDE AUTHORIZED DEALER MODEL</small></p> <p><i>Backlit LCD Display</i></p>	<p><b>DIGITAL 24-BUTTON 6 LINE BACKLIT LCD SPEAKERPHONE PROPRIETARY TELEPHONE</b></p> <ul style="list-style-type: none"> <li>• 6-line x 24-character back-light LCD Display</li> <li>• 24 programmable CO keys with dual color LED</li> <li>• Navigator key</li> <li>• Hands-free speakerphone</li> <li>• Large message/ringing lamp (red/green)</li> <li>• Headset jack</li> <li>• Compatible with optional 12-CO keys interface (KX-T7603).</li> <li>• XDP/DXDP Jack for adding another KX-T7600 DPITS or SLT extension</li> </ul> <p><b>KX-T7636-B: BLACK VERSION</b></p>	3	10.4 lbs.	85056-3
		3	10.4 lbs.	85057-0

Model Number	Description	Per Master Carton		UPC Code 0-37988-
		Units	Weight	
<b>KX-T7640</b> <b>KX-T7640-B</b>  	<b>DIGITAL DSS CONSOLE (60-DSS)</b> <ul style="list-style-type: none"> <li>• 60 Direct Station Selection (DSS)/Busy Lamp Field (BLF)</li> <li>• Wall mountable</li> <li>• Physically attached to Digital System Telephone by a screw (A DSS Console requires 1 Digital System Telephone extension port)</li> <li>• No restrictions for programmable Flex Keys</li> <li>• For all T7600 series models</li> </ul>	3	7.29 lbs.	85058-7
		3	7.29 lbs.	Black 85059-0
<b>KX-T7700 SERIES PROPRIETARY SYSTEM TELEPHONES</b>				
<b>KX-T7720</b> <b>KX-T7720-B</b> 	<b>24 BUTTON SPEAKERPHONE TELEPHONE</b> <ul style="list-style-type: none"> <li>• 24 Programmable Buttons</li> <li>• 12 CO &amp; 12 Personal/Feature, 10 fixed buttons for (Intercom, Conference, Program, Voice Mail, Pause, Forward/Do Not Disturb, Flash/Recall, Auto Answer/Mute, Auto Dial/Store and Redial)</li> <li>• 3 large buttons for Hold, Transfer and Speakerphone, Volume Control for Speaker, Ringer and Handset</li> <li>• Headset Jack • Wall Mountable</li> </ul>	3	2.46 lbs.	50051-0
		3	2.46 lbs.	Black 50068-0
<b>KX-T7731</b> <b>KX-T7731-B</b>  <i>Backlit Dial Keypad &amp; LCD Display</i>	<b>24 BUTTON SPEAKERPHONE TELEPHONE WITH BACKLIT DIAL KEYPAD AND 1 LINE BACKLIT LCD DISPLAY</b> <ul style="list-style-type: none"> <li>• 24 Programmable Buttons, 12 CO &amp; 12 Personal/Feature</li> <li>• 10 Fixed Buttons for (Intercom, Conference, Program, Voice Mail, Pause, Forward/Do Not Disturb, Flash/Recall, Auto Answer/Mute, Auto Dial/Store and Redial) Plus 3 Large Buttons for Hold Transfer and Speakerphone • Navigation Key for Volume, Display Contrast and Function Selection, Headset Jack, Wall Mountable</li> </ul>	3	2.56 lbs.	85114-0
		3	2.56 lbs.	Black 85115-7
<b>KX-T7740</b> <b>KX-T7740-B</b> 	<b>48 BUTTON DSS CONSOLE</b> <ul style="list-style-type: none"> <li>• 32 DSS keys w /LED'S</li> <li>• 16 Feature keys wo/LED'S</li> <li>• Wall Mountable</li> </ul>	3	1.28 lbs.	50099-0
		3	1.28 lbs.	Black 50105-0
<b>KX-T7750</b> <b>KX-T7750-B</b> 	<b>24 BUTTON MONITOR TELEPHONE</b> <ul style="list-style-type: none"> <li>• 24 Programmable Buttons</li> <li>• 12 CO &amp; 12 Personal/Feature 10 fixed buttons for (Intercom, Conference, Program, Voice Mail, Pause, Forward/Do Not Disturb, Flash/Recall, Auto Answer/Mute, Auto Dial/Store and Redial)</li> <li>• 3 large buttons for Hold, Transfer and Monitor. • Volume Control for Speaker, Ringer and Handset • Headset Jack • Wall Mountable</li> </ul>	3	1.28 lbs.	50136-0
		3	1.28 lbs.	Black 50143-0

Model Number	Description	Per Master Carton		UPC Code 0-37988-
		Units	Weight	
<b>KX-TVA VOICE PROCESSING SYSTEM CONTROL UNITS</b>				
<b>KX-TVA50</b>  	<b>BASIC CABINET:</b> The KX-TVA50 is a Voice Processing system that supports both Voice Mail and Automated Attendant Service. The system can be installed using DPITS, APITS and In-band Integration. The basic cabinet is configured as follows: <ul style="list-style-type: none"> <li>• 2 ports expandable to 6 ports using either the KX-TVA502 or the KX-TVA503 Cards</li> <li>• 4 hours of storage expandable to 8 hours using the KX-TVA524</li> <li>• 64 Mailboxes</li> <li>• 1 USB port</li> </ul> <b>Major Features</b> <ul style="list-style-type: none"> <li>• Automated Attendant Service</li> <li>• Email Integration</li> <li>• Windows Based PC Programmable (On Site and Remote)</li> <li>• Optional Built-in Remote Modem Card</li> <li>• Proprietary Telephone Voice Mail Menu</li> <li>• Live Call Screening</li> <li>• Intercom Paging</li> <li>• Interview Service</li> <li>• Multi-lingual Voice Prompts</li> <li>• Paging Notification with Call Back Number</li> <li>• Variable playback volume/speed with pause</li> <li>• Two-way record.</li> <li>• Personal Greeting For Caller ID</li> <li>• Caller ID Call Routing and Name Announce</li> </ul>	<b>1</b>	<b>6.91 lbs.</b>	<b>85146-1</b>

Model Number	Description	Per Master Carton		UPC Code 0-37988-
		Units	Weight	
<b>KX-TVA50, KX-TVA200 &amp; KX-NCV200 EXPANSION AND FEATURE CARDS</b>				
<b>KX-TVA502</b>	<b>2 PORT DPT/APT/SLT INTERFACE CARD</b> For use with the KX-TVA50 only. Supports DPITS, APITS and In-band integration. Expands the port capacity of the system by 2 ports. A maximum of 2 cards can be installed in the KX-TVA50.	<b>3</b>	<b>0.61 lbs.</b>	<b>85147-8</b>
<b>KX-TVA503</b>	<b>2 PORT DPT INTERFACE CARD</b> For use with the KX-TVA50 only. Supports DPITS integration only. Expands the port capacity of the system by 2 ports. A maximum of 2	<b>3</b>	<b>0.61 lbs.</b>	<b>85148-5</b>
<b>KX-TVA524</b>	<b>4 HOUR MEMORY EXPANSION CARD</b> For use with the KX-TVA50 only. Expands the storage capacity of the KX-TVA50 by 4 hours. Maximum of one card can be installed	<b>3</b>	<b>0.28 lbs.</b>	<b>85149-2</b>
<b>KX-TVA594</b>	<b>LAN I/F CARD FOR USE WITH THE KX-TVA50 ONLY</b> Required to connect the KX-TVA50 to a wide or local area network Provides messaging from the TVA system to a subscribers email.	<b>3</b>	<b>0.33 lbs.</b>	<b>85150-8</b>
<b>KX-TVA204</b>	<b>4 PORT DPT INTERFACE CARD</b> For use with the KX-TVA200 only. Supports DPITS integration only. Expands the port capacity of the system by 4 ports. A maximum of 5 cards can be installed in the KX-TVA200 or KX-NCV200.	<b>3</b>	<b>0.75 lbs.</b>	<b>85144-7</b>
<b>KX-TVA296</b>	<b>REMOTE MODEM CARD</b> Modem card for use in the KX-TVA50, KX-TVA200, & KX-NCV200. Required for remote programming and administration. Maximum of one per system.	<b>3</b>	<b>0.36 lbs.</b>	<b>85145-4</b>
<b>MOUNTING HARDWARE FOR KX-TVA AND KX-NCV CONTROL UNITS</b>				
<b>KX-A249</b>	<b>19" RACKMOUNT BRACKET FOR THE KX-TVA50</b> For mounting the KX-TVA50 into a 19" rack.	<b>3</b>	<b>2.10 lbs.</b>	<b>85160-7</b>
<b>KX-A244X</b>	<b>19" RACKMOUNT BRACKET FOR THE KX-TVA200 &amp; KX-NCV200</b> For mounting the KX-TVA200 or the KX-NCV200 into a 19" rack.	<b>3</b>	<b>3.85 lbs.</b>	<b>85112-6</b>

## CHART #1

<b>MAXIMUM TERMINAL EQUIPMENT CHART</b>																																																				
The following number of items of terminal equipment can be supported by the PBX.																																																				
Terminal Equipment Type	Basic System	2-shelf System	3-shelf System	4-shelf System																																																
Telephone (using Digital XDP)	160 (288) <sup>*1</sup>	320 (576) <sup>*1</sup>	480 (800) <sup>*1</sup>	640 (960) <sup>*1</sup>																																																
<table border="1" style="width: 100%; border-collapse: collapse;"> <tr> <td style="width: 20px;">SLT</td> <td></td> <td style="text-align: center;">240</td> <td style="text-align: center;">480</td> <td style="text-align: center;">720</td> <td style="text-align: center;">960</td> </tr> <tr> <td>KX-DT300/KX-T7600 series DPT</td> <td></td> <td style="text-align: center;">256</td> <td style="text-align: center;">512</td> <td style="text-align: center;">640</td> <td style="text-align: center;">640</td> </tr> <tr> <td>Other DPT</td> <td></td> <td style="text-align: center;">128</td> <td style="text-align: center;">256</td> <td style="text-align: center;">384</td> <td style="text-align: center;">512</td> </tr> <tr> <td>APT</td> <td></td> <td style="text-align: center;">80</td> <td style="text-align: center;">160</td> <td style="text-align: center;">240</td> <td style="text-align: center;">320</td> </tr> <tr> <td>IP-PT</td> <td></td> <td style="text-align: center;">224</td> <td style="text-align: center;">384</td> <td style="text-align: center;">544</td> <td style="text-align: center;">672</td> </tr> <tr> <td></td> <td>IP-PT*2 (supported by IP-EXT16 card)</td> <td style="text-align: center;">160</td> <td style="text-align: center;">320</td> <td style="text-align: center;">480</td> <td style="text-align: center;">640</td> </tr> <tr> <td></td> <td>IP-PT*3 (supported by IPCEMPR card)</td> <td colspan="4" style="text-align: center;">64</td> </tr> <tr> <td colspan="2">SIP Extension</td> <td colspan="4" style="text-align: center;">128</td> </tr> </table>	SLT		240	480	720	960	KX-DT300/KX-T7600 series DPT		256	512	640	640	Other DPT		128	256	384	512	APT		80	160	240	320	IP-PT		224	384	544	672		IP-PT*2 (supported by IP-EXT16 card)	160	320	480	640		IP-PT*3 (supported by IPCEMPR card)	64				SIP Extension		128							
	SLT		240	480	720	960																																														
	KX-DT300/KX-T7600 series DPT		256	512	640	640																																														
	Other DPT		128	256	384	512																																														
	APT		80	160	240	320																																														
	IP-PT		224	384	544	672																																														
		IP-PT*2 (supported by IP-EXT16 card)	160	320	480	640																																														
		IP-PT*3 (supported by IPCEMPR card)	64																																																	
SIP Extension		128																																																		
DSS console	64																																																			
CS	32	64	96	128																																																
High-density CS	16	32	48	64																																																
PS	512																																																			
Voice Processing System (VPS) <sup>*2</sup>	8																																																			
Doorphone	16	32	48	64																																																
Door Opener	16	32	48	64																																																
External Sensor	16	32	48	64																																																
External Relay	16	32	48	64																																																

\*1 Even when Digital XDP is used, each shelf supports a maximum of 256 KX-DT300/KX-T7600 series DPTs.

\*2 KX-NT300 series (except KX-NT366/KX-NT305), KX-NT265, and KX-NT136

\*3 KX-NT300 series and KX-NT265 (software version 2.00 or later only)

\*4 Only a single VPS can be connected to one optional service card.

## CHART #2

<b>KX-TDE600 FREE SLOT AND PORT CAPACITIES</b>				
<b>Number of Free Slots</b>				
	1 Basic Shelf	2 Expansion Shelf	3 Expansion Shelf	4 Expansion Shelf
Slots Per Shelf	10	11	11	11
Slots Per Shelf Accumulative	10	21	32	43
<b>Number of ports</b>				
Trunk	192	352	512	640
Extension	DPT Port	256	512	640
	SLT Port	304	608	880

\*1 Even when Digital XDP is used, each shelf supports a maximum of 160 KX-T7600 series DPTs.

\*2 Only a single VPS can be connected to one optional service card.

### CHART #3

SYSTEM MODEL COMPATIBILITY AND CAPACITIES						
Cabinets						
Model Number	Description	System Compatibility				
KX-TDE600	Basic Cabinet	TDE600				
TDA620	Expansion Cabinet	TDA600/TDE600				
Shelf Expansion Cards						
KX-TDA6110	Bus Master Card (BUS-M)	TDA600/TDE600				
KX-TDA6111	Bus Master Expansion Card (BUSME)	TDA600/TDE600				
Mounting Hardware						
KX-TDA6201	Wall Bracing Kit	TDA600/TDE600				
Expansion Card Compatibility Chart						
Model Number	Description	Max. Cards				
		BS 1	ES 2	ES 3	ES 4	
Station Card						
KX-TDA0143	4 Cell Station Interface Card (CSIF4)	4	8	12	16	
KX-TDA0144	8 Cell Station Interface Card (CSIF8)	4	8	12	16	
KX-TDA0168	Extension Caller ID Card (EXT-CID)	10	20	30	40	
KX-TDA0170	8-Port Digital Hybrid Extension Card (DHLC8)	10	20	30	40	
KX-TDA0171	8-Port Digital Extension Card (DLC8)	10	20	30	40	
KX-TDA0172	16-Port Digital Extension Card (DLC16)	10	20	30	40	
KX-TDA0173	8-Port Single Line Telephone Extension Card (SLC8)	10	20	30	40	
KX-TDA0470	16-Channel VoIP Extension Card (IPEXT16)	10	20	30	40	
KX-TDA6174	16-Port Single Line Telephone Extension Card (ESLC16)	10	20	30	40	
KX-TDA6175	16-Port SLT Extension with Message Lamp Card (EMSLC16)	10	20	30	40	
KX-TDA 6178	24 PORT SLT w/CID (ECSLC24)	10	20	30	40	
KX-TDA0177	16-Port SLT w/ CID Card	10	20	30	40	
Trunk Cards						
KX-TDA0187	T-1 Trunk Card (T1)	5	10	15	20	
KX-TDA0193	8-Port Caller ID Card (CID8)	20	40	60	80	
KX-TDA0290	PRI Card (PRI23)	5	10	15	20	
KX-TDA0484	4-Channel VoIP Gateway Card (IPGW4E)	10	20	30	40	
KX-TDA0490	16-Channel VoIP Gateway Card (IPGW16)	10	20	30	40	
KX-TDA6181	16-Port Analog Trunk Card (ELCOT16)	10	20	30	40	
Option Cards						
KX-TDA0161	4-Port Doorphone Card (DPH4)	4	8	12	16	
KX-TDA0164	4-Port External Input/Output Card (EIO4)	4	8	12	16	
KX-TDA0190	Optional 3-Slot Base Card (OPB3)	4	8	12	16	
KX-TDA0191	4-Channel Message Card (MSG4)	4	8	12	16	
KX-TDA6166	16-Channel Echo Canceller Card (EECHO16)	2	4	6	8	
KX-TDA0194	Built-in Voice Message Card	1				
KX-TDA0196	Remote Card (RMT)	1				
KX-TDA6105	Memory Expansion Card (EMEC)	1				
Optional Software						
KX-TDA0350	PC Phone / IP Softphone Software					
KX-TDA0300	PC Console Software					

**CHART #4**

<b>FEATURES THAT REQUIRE THE OPTIONAL SD CARD KX-TDA6920 FOR THE TDA600. FOR THE TDE600 THE ENHANCED FEATURE LICENSE KX-NCS4950 IS REQUIRED.</b>	
Centralized VM	
Network ICD group	
PS Roaming (using network ICD group)	
250 Network DSS keys for 8 PBXs	
Common extension numbering plan for two PBXs	
ICD group ring with cellular phones	
Cellular phone XDP parallel	
DISA automatic access by cellular phone	
Transfer from cellular phone	
ICD group call distribution to longest idle extension	
Enhanced CTI Functions	

**CHART #5**

<b>KX-TDE600 SYSTEM SPECIFICATIONS</b>		
<b>Control Bus</b>		Original bus (16-bit, 8 MHz, 10 megabytes per second)
<b>Communication Bus</b>		H.100 bus conformity (1024 time slots)
<b>Switching</b>		Distributed Switching
<b>Power Input</b>	<b>PSU-M</b>	100 V AC to 130 V AC; 2.5 A/200 V AC to 240 V AC; 1.4 A; 50 Hz/60 Hz
	<b>PSU-L</b>	100 V AC to 130 V AC; 5.1 A/200 V AC to 240 V AC; 2.55 A; 50 Hz/60 Hz
<b>Maximum Power Failure Tolerance<sup>1</sup></b>		300 ms
<b>Power Consumption (per shelf)</b>	<b>With PSU-M</b>	190 W; 2.5 A (at 120 V AC; 60 Hz)
	<b>With PSU-L</b>	410 W; 5.1 A (at 120 V AC; 60 Hz)
<b>Memory Backup Duration</b>		7 Years
<b>Dialing</b>	<b>CO Line</b>	Dial Pulse (DP) 10 pps, 20 pps Tone (DTMF) Dialing
	<b>Extension</b>	Dial Pulse (DP) 10 pps, 20 pps Tone (DTMF) Dialing
<b>Mode Conversion</b>		DP-DTMF, DTMF-DP
<b>Ring Frequency</b>		20 Hz/25 Hz (selectable)
<b>Central Office Loop Limit</b>		1600 $\Omega$ maximum
<b>Operating Environment</b>	<b>Temperature</b>	0 °C to 40 °C (32 °F to 104 °F)
	<b>Humidity</b>	10 % to 90 % (non-condensing)
<b>Conference Call CO Line (per shelf)</b>		From 10 x 3-party conference call to 4 x 8-party conference call
<b>Music on Hold (MOH)</b>		2 ports (Level Control: -11 dB to +11 dB in 1 dB steps) MOH1: External Music Source port MOH2: Selectable Internal/External Music Source port
<b>Paging</b>	<b>Internal</b>	Level Control: -15 dB to +6 dB in 3 dB steps
	<b>External</b>	2 ports (Volume Control: -15 dB to +15 dB in 1 dB steps)
<b>Serial Interface Port</b>	<b>RS-232C</b>	1 (maximum 115.2 kbps)
<b>RJ45 Port</b>	<b>MNT Port</b>	1 (for PC connection)
	<b>LAN Port</b>	1 (for LAN connection)

**CHART #5 (Continued)**

<b>KX-TDE600 SYSTEM SPECIFICATIONS</b>			
<b>Extension Connection Cable</b>		SLT	1-pair wire (T, R)
		DPT	1-pair wire (D1, D2) or 2-pair wire (T, R, D1, D2)
		APT	2-pair wire (T, R, D1, D2)
		PT-interface CS	1-pair wire (D1, D2)
		PT-interface CS (High-density)	4-pair wire (D1, D2)
		DSS Console and Add-on Key Module	1-pair wire (D1, D2)
<b>Dimension</b>	<b>Basic Shelf</b>	430 mm (W) x 415 mm (H) x 270 mm (D) (17-1/5 in x 16-3/5 in x 10-4/5 in)	
	<b>Expansion Shelf</b>	430 mm (W) x 415 mm (H) x 270 mm (D) (17-1/5 in x 16-3/5 in x 10-4/5 in)	
<b>Weight (when fully mounted)</b>	<b>Basic Shelf</b>	Under 16 kg (35.2 lb)	
	<b>Expansion Shelf</b>	Under 35.27 lbs.	
<b>KX-TDE600 CHARACTERISTICS</b>			
<b>Terminal Equipment Loop Unit</b>		<ul style="list-style-type: none"> <li>• PT: KX-DT300/KX-T7600 series DPT: 90 Ω; all other DPTs/APTs: 40 Ω</li> <li>• SLT: 600 Ω including set</li> <li>• Doorphone: 20 Ω</li> <li>• CS: 130 Ω; PT-interface CS: 65 Ω</li> </ul>	
<b>Minimum Leakage Resistance</b>		15,000 Ω minimum	
<b>Minimum Number of Extension Instruments per Line</b>		<b>1</b> for PT or SLT <b>2.</b> by Parallel or eXtra Device Port connection of an APT/DPT and an SLT <b>3.</b> by Digital eXtra Device Port connection of 2 DPTs and an SLT	
<b>Ring Voltage</b>		75 Vrms at 20 Hz/25 Hz depending on the Ringing Load	
<b>Central Office Loop Limit</b>		1600 Ω minimum	
<b>Hookswitch Flash Timing Range</b>		24 ms to 2032 ms	
<b>Door Opener Current Limit</b>		24 V DC/30 V AC, 1 A maximum	
<b>External Relay Current Limit</b>		24 V DC/30 V AC, 1 A maximum	
<b>External Sensor Current Limit</b>		Power to the external sensor is provided from the EIO4 card and must be grounded through the EIO4 card. For the connection diagram, refer to "3.9.3 EIO4 Card (KX-TDA0164)". The PBX detects input from the sensor when the signal is under 100 Ω.	
<b>Paging Terminal Impedance</b>		600 Ω	
<b>MOH (Music on Hold) Terminal Impedance</b>		10,000 Ω	

\*1 If tolerance may be exceeded, an Uninterruptible Power Supply (UPS) is recommended.

## KX-TVA50 KX-TVA200 AND KX-NCV200 FEATURES

System Features	Subscribers Features
Alternate Extension Group	Auto Receipt Conformation
Auto Forwarding	Automatic Log-in (APT/DPT Integration Only)
Automated Attendant	Autoplay New Message
Broadcasting Messages	Bookmark
Busy Coverage Mode	Call Transfer Status
Call Transfer to Outside	Callback Number Entry
Caller ID Call Routing (APT/DPT Integration Only)	Caller ID Callback (DPT Integration Only)
Caller ID Screening (APT/DPT Integration Only)	Calling a Beeper (Pager)
Caller Name Announcement—Personal (APT/DPT Integration Only)	Delete Message Confirmation
Caller Name Announcement—System (APT/DPT Integration Only)	External Message Delivery List
Class of Service (COS)	External Message Delivery Service
Company Greeting	Group Distribution List—Personal
Company Name	Group Distribution List—System
Covering Extension	Incomplete Call Handling Service
Custom Service	Live Call Screening (APT/DPT Integration Only)
Daylight Saving Time Assignment	Mailbox
Dialing by Name	Mailbox Capacity Warning
DID Call Routing (DPT Integration Only)	Message Transfer
E-mail Integration	One-touch Two-way Transfer (DPT Integration Only)
Extension Group	Personal Custom Service
Fax Management	Personal Greeting for Caller ID (APT/DPT Integration Only)
Hold	Personal Greetings
Holiday Service	Playback Volume/Speed Control
Intercom Paging (APT/DPT Integration Only)	Private Message
Interview Service	Receive Message
List All Names	Message Recovery
Logical Extension (All Calls Transfer to Mailbox)	Remote Call Forwarding Set (DPT Integration Only)
Message Delivery, Internal	Subscriber Tutorial
Message Reception Mode	Temporary Personal Greeting
Message Waiting Notification—Device	Timed Reminder Setting (DPT Integration Only)
Message Waiting Notification—Lamp	Toll Saver (APT/DPT Integration Only)
Multilingual Service	Two-way Record (APT/DPT Integration Only)
No Answer Coverage Mode	Two-way Transfer (APT/DPT Integration Only)
On Hold Announcement Menu	Unlimited Message Length
Operator Service	Urgent Message
PIN Call Routing	VM Menu (DPT Integration Only)
Play System Prompt After Personal Greeting	System Setting Features
Port Service	Auto Configuration (APT/DPT Integration Only)
Rotary Telephone Service	Custom Service Builder
Service Access Commands	Default Mailbox Template
Service Groups	Password Administration
System Clock	Recording by System Administrator
System Prompts	Service Mode
Time Service (day, night, lunch, and break)	System Backup/Restore
Trunk Service (Universal Port) (APT/DPT Integration Only)	System Reports
Voice Mail Service	System Security
	Time Synchronisation (DPT Integration Only)

<b>KX-NCV200 ACD REPORT SERVER</b>	
ACD Monitor	
Performance Graphs	
Reports	<ul style="list-style-type: none"> <li>- CO Call Report</li> <li>- Lost Calls Report</li> <li>- System Report</li> <li>- Group Report</li> <li>- Agent Report</li> <li>- Agent (Operator Code) Report</li> </ul>
Logs	<ul style="list-style-type: none"> <li>- Call log</li> <li>- Agent Log</li> </ul>
Agent Log-in	

<b>KX-TVA VOICE PROCESSING SYSTEMS MAXIMUM CAPACITIES AND SPECIFICATIONS</b>			
		<b>KX-TVA50</b>	<b>KX-TVA200 and KX-NCV200</b>
<b>OPTIONAL CARD CAPACITIES</b>			
KX-TVA502	2-Port Hybrid Expansion Card	2	
KX-TVA524	Memory Expansion Card	1	
KX-TVA594	LAN Interface Card	1	
KX-TVA296	Modem Card	1	1
KX-TVA204	4-Port Digital Expansion Card		6
<b>INITIAL CONFIGURATION AND EXPANSION CAPABILITIES</b>			
No. of Ports	Initial Configuration	2	4
	Maximum	6	24
Recording Time	Initial Configuration	4 hours	1000 hours
	Maximum	8 hours	1000 hours
<b>SPECIFICATIONS</b>			
Custom Services	Up to 100		
Number of Messages	Unlimited up to memory storage		
Length of Personal Greeting Message	Up to 360s (programmable)		
Message Retention Time	1 to 30 days, unlimited (programmable)		
Maximum Message Length	1 to 60 minutes, unlimited (programmable)		
Maximum Combined Length of Message per Mailbox	1 to 60 minutes, unlimited( programmable)		
Number of Mailboxes	62 Subscriber+ 2 Manager	1022 Subscriber+ 2 Manager	
Power Source	100 V AC to 240 V AC, 0.25 A, 50 Hz/60 Hz	100 V AC to 240 V AC, 1.5A, 50 Hz/60 Hz	
DC Input	9 V, 0.75 A (6.75 W)	40 V, 1.38 A (55.2 W)	
Dimensions (W _ H _ D)	9 7/8 (W) x 12 3/8 (H) x 2 7/8 (D)	10 7/8 (W) x 14 7/8 (H) x 4 5/8 (D)	
Weight (without optional cards)	No more than 4.41 lbs.	No more than 9.7 lbs.	









**WARRANTY DATA** – COMPLETE TERMS OF THE WARRANTY ARE SET FORTH ON WARRANTY CARDS PACKED WITH THE PRODUCT AND AVAILABLE FOR THE CUSTOMER'S EXAMINATION FROM THE DEALER PRIOR TO PURCHASE.

**LIMITED WARRANTY**

- All Panasonic supplied "KX-TDE" Digital Hybrid IP-PBX + components and KX-T7600/KX-NT300 series phones (except KX-TD7680, 90, 94, 84) 2 year Parts and Labor
- All other Panasonic Supplied Hybrid, Digital Hybrid and Voice Processing Components 1 Year Parts and Labor

**ALL OF THE ABOVE SUBJECT TO TERMS OF WRITTEN WARRANTY**

**All shipments F.O.B. from our warehouse.**

**All Orders subject to our acceptance.**

**Prices quoted are subject to change without notice.**

**Units, Weights and Specifications are subject to change.**

**NO RETURNS without prior approval in writing by our Regional Office.**

**For warranty service, please send product (including detailed description of problem) to the CSD Repair Center listed below:**

Panasonic Business Telephone Service  
415 Horizon Drive Bldg. 300 Ste. 350-B  
Suwanee Ga 30024-3186  
Phone: (770-904-8350)  
Fax: (770-904-8357)  
e-mail: [btsservice@us.panasonic.com](mailto:btsservice@us.panasonic.com)

**MINIMUM ORDER QUANTITY POLICY**

MINIMUM ORDER QUANTITY APPLIES TO DISTRIBUTION HOUSES AND IS NOT APPLICABLE TO DEALERS.

ALL ORDERS MUST BE IN MASTER CARTON QUANTITY INCREMENTS ONLY!

MINIMUM ORDER QUANTITY OF SIX (6) UNITS FOR ALL PRODUCTS. EXCEPT:

MINIMUM ORDER QUANTITY OF THREE (3) UNITS FOR: HYBRID TELEPHONE SYSTEM COMPONENTS

NO MINIMUM ORDER QUANTITY FOR: ACCESSORIES

WHEN PRODUCT CATEGORIES ARE MIXED ON AN ORDER, THE CATEGORY WITH THE HIGHEST MINIMUM WILL DETERMINE THE MINIMUM ORDER QUANTITY FOR THAT ORDER.

# Panasonic

## ideas for life

**Panasonic Communications Company of North America**

**Executive Offices**

Three Panasonic Way, Secaucus, New Jersey 07094 • (201) 348-7000

**Panasonic Customer Call Center**

9 am - 9 pm (EST) Monday through Friday; 9 am - 7 pm (EST) Saturday and Sunday

1-800-211-PANA

[consumerproducts@us.panasonic.com](mailto:consumerproducts@us.panasonic.com)

**Panasonic Dealer Web Portal: [www.btsdealer.com](http://www.btsdealer.com)**

**Valued Panasonic Customers can access more information at:**

**[www.panasonic.com/ecs](http://www.panasonic.com/ecs)**